



Rikolonia - Rikschamarketing & Event e.K.
www.rikolonia.de | seit 2013



Artwork Creation for Rikolonia Branding

The following applies to all printed templates:

- Printable PDF file (resolution at least 150dpi)
- Color mode CMYK or grayscale (no spot or special colors, RGB data is converted and can lead to color changes)
- Create all files in 1:1 size
- Deliver all print data individually (no multi-page PDFs)
- Due to the use of different printing materials, there may be slight color deviations
- Incorrect file delivery can lead to faulty prints or additional costs.



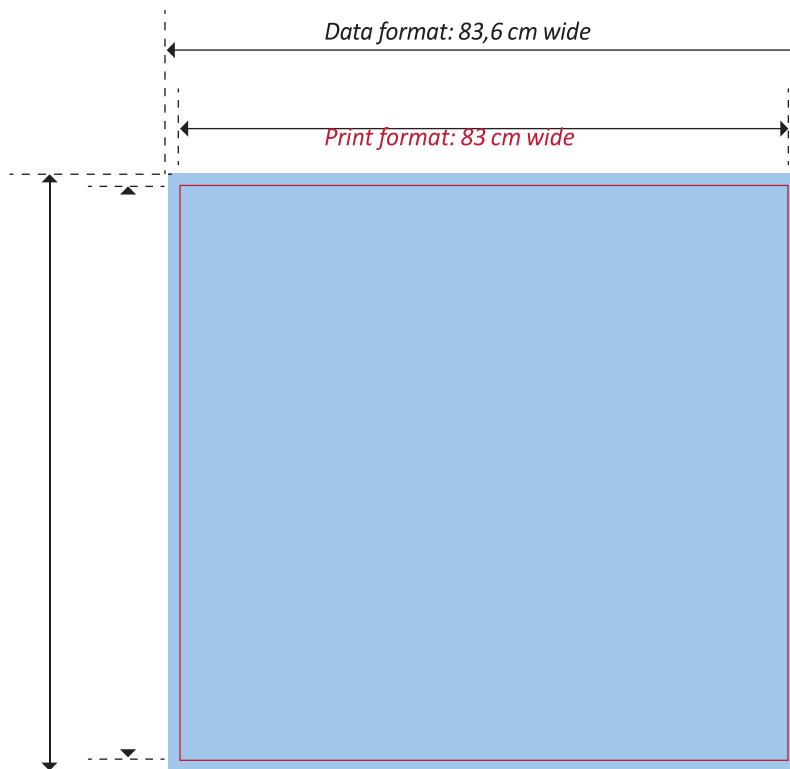
1

Back panel:

Final format: 830 x 785 mm (width x height)

File format: 836 x 791mm (width x height)

i.e. 3 mm bleed all around, but no register marks or other.



2


Roof panel:

Front:

Final format: 1000 x 150 mm (width x height)

File format: 1006 x 156 mm (width x height)

i.e. 3 mm bleed all around, but no register marks or others.

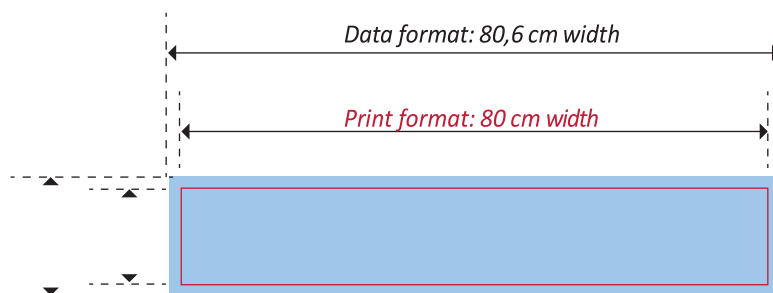


Back:

Final format: 800 x 150 mm (width x height)

Data format: 806 x 156 mm (width x height)

ie. 3 mm 3 mm bleed all round, but no register marks or others.



3

Partition Panel:

Left/right:

Final format: 520 x 492 mm (width x height)

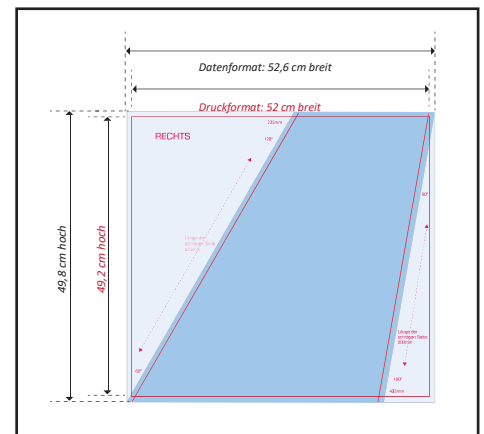
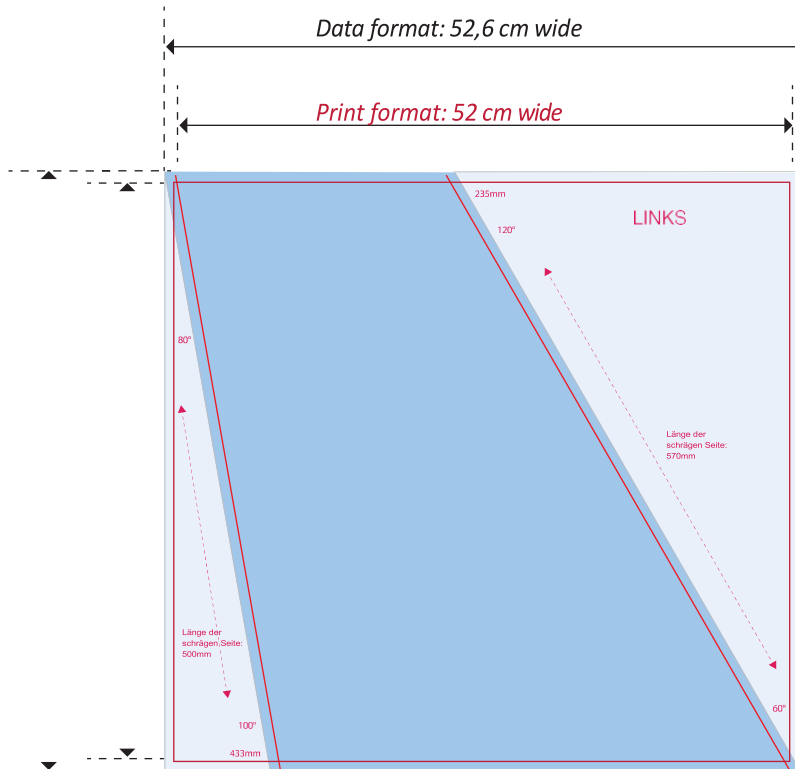
File format: 526 x 498 mm (width x height)

i.e. 3 mm bleed all around, but no register marks or others.

Important: Please place the PDFs “Punch_partitional panel left” and “Punch_partitional panel right” as templates on your layout file. This will give you the area to be designed based on the punch lines drawn in. Use the templates to create your print PDF.

You can also create a 2-sided document (1x left, 1x right) here.

Left/right:



4

Hub caps:

Left/right:

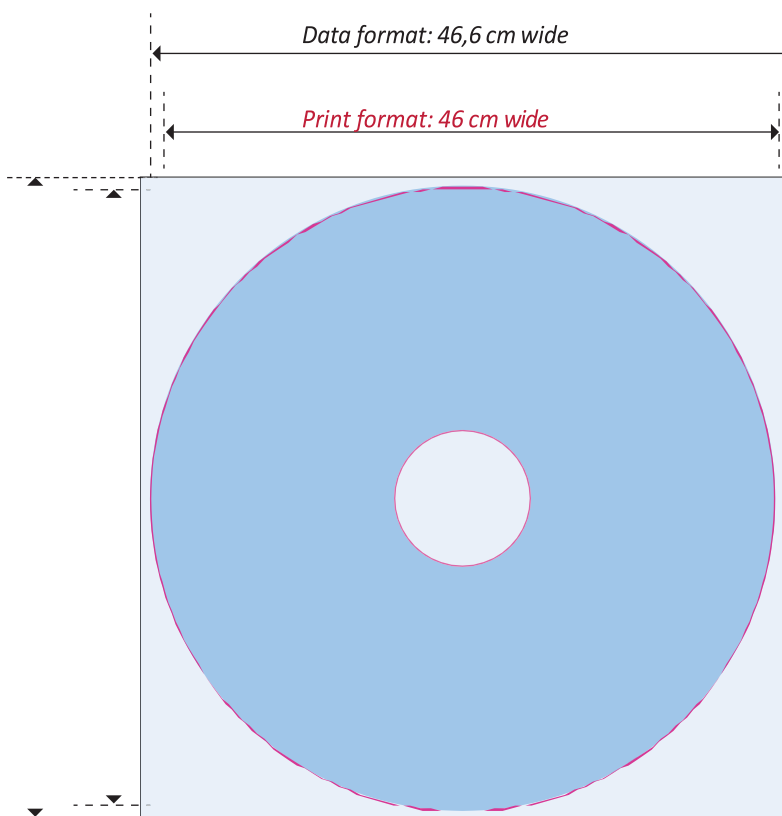
Final format: 460 x 460 mm \emptyset (inside: 100 x 100 mm \emptyset)

File format: 466 x 466 mm (width x height)

i.e. 3 mm bleed all around, but no register marks or others.

Important: Please place the PDF "Punch_Hub caps" as a template on your layout file. This will give you the area to be designed based on the punching lines drawn in.

Create your print with the templates



5

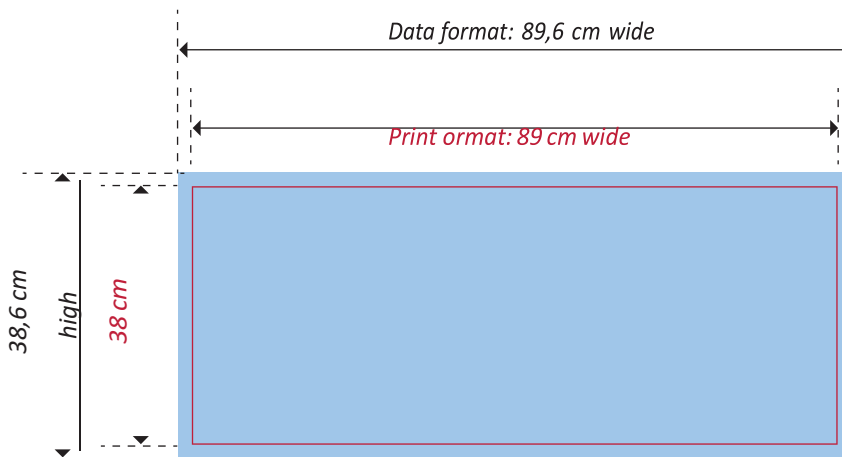
Interior wall footwell/seat bench:

Interior wall in the footwell:

Final format: 890 x 380 mm (width x height)

File format: 896 x 386 mm (width x height)

i.e. 3 mm bleed all around, but no register marks or others.



Inner wall between bench and backrest:

Final format: 830 x 190 mm (width x height)

File format: 836 x 196 mm (width x height)

i.e. 3 mm bleed all around, but no register marks or others.

